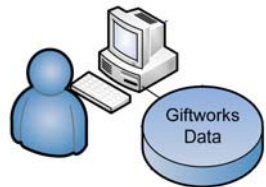


Setting up GiftWorks on one computer vs Accessing GiftWorks from several computers

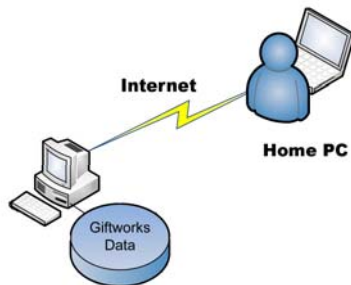
Multiple people using GiftWorks from a single PC

GiftWorks can be used on one computer for one or more users. This means that both the GiftWorks program files and the data files are installed on that one computer. The drawback? Only one person can physically use the computer at a time - in other words, GiftWorks can only be accessed by one person at a time.

One way to let different users access GiftWorks is to install remote connection software (like LogMeIn) that allows people to access the computer from anywhere. This will allow more than one person to have access, but you are still limited to one person at a time (because nobody else can use the computer while someone is using LogMeIn).



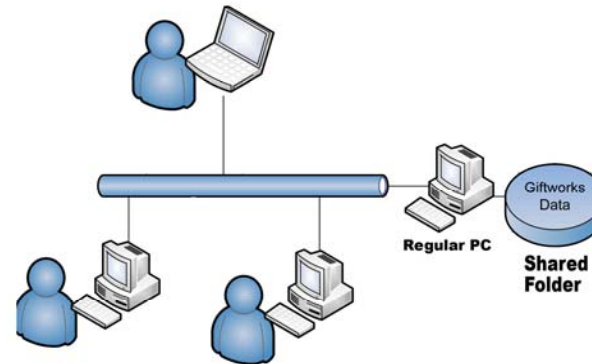
Office PC with Program and Data files



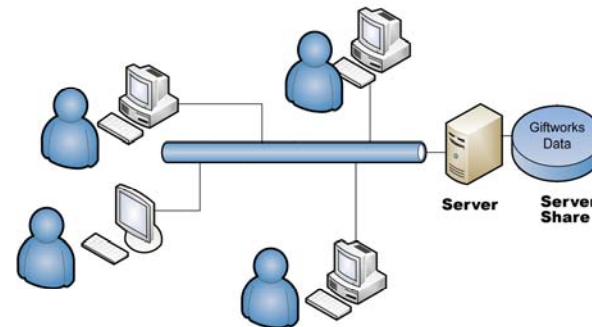
Office PC with Remote Software

Using GiftWorks on more than one PC

If you have several staff members who need to update and/or view donor information at the same time, you can install the GiftWorks program on each person's computer. Then you install the GiftWorks data files on a central computer (PC or file server) in a shared folder that everyone can access. The computers with the GiftWorks program installed are then "pointed" to the central computer with the GiftWorks data files. The PC or server "hosting" the database need not even have the GiftWorks program installed (unless you want to add or edit GiftWorks information from that computer). GiftWorks can start as a single-computer user (like the scenario to the right), then be expanded to include multi-user access by simply adding licenses.



Giftworks Multi-User with Shared Folder



Giftworks Multiuser with Server Share

Remember: A licensed copy of GiftWorks is required *for each PC* that has the GiftWorks program installed.